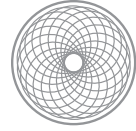


# Course Outline



Advanced Digital Photography

## Description

This course is for students who can demonstrate a thorough knowledge of basic digital photographic techniques utilizing Adobe Photoshop CS6. In this class you will explore techniques that are more advanced than the basics and work with various procedures and photography formats. You will work on individual projects to further your understanding of photography as an expressive medium.

Subjects of study will include: advanced masking, advanced retouching, advanced editing, creative utilization of camera controls, composition, panoramic large format photography, HDR photography, camera raw and basic critical theory. The coursework consists of both technical and creative assignments, essays, presentations, regular class critiques and discussions.

## Expectations

This course requires significant self-motivation. Students are expected to take notes during lectures, keep track of deadlines, and be on time. Students should invest approximately 4-8 hours per week on classwork. Work submitted should reflect this investment.

## Required Text

The Photoshop CS6 Book for Digital Photographers  
Scott Kelby, New Riders Press

## Recommended Text

Basic Critical Theory for Photographers  
Ashley la Grange, Focal Press

Photography  
London, Upton and Stone, Pearson Press

## Materials

- Removable storage media (USB jump drive)
- 1 pack clear plastic 8.5" x 11" binder inserts

- 1 portfolio presentation folder to hold 8.5" x 11" prints. Try Utrecht or Dick Blick for this. Example brands: Itoya Art Portfolio, Art Profolio Expo.
- Something to take notes with (i.e. a notebook and pen)
- More TBA as necessary

## Cameras

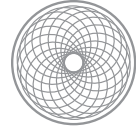
Taking photographs, and improving your picture-taking skills, are an integral part of this course. This means you'll need a camera. Since it's a course on digital photography, you'll want a digital camera. In particular, we suggest you have a camera with manual control over shutter speed and aperture, or at least with Aperture-Priority and Shutter-Priority shooting modes. You don't, however, need an SLR (single lens reflex camera) to take this course. Many DSCs (digital still cameras, also known as point-and-shoots) offer the minimum flexibility we require. Of course, if you do have an SLR, you'll be able to take better pictures, because SLRs have larger sensors than point-and-shoots, hence higher resolution and lower noise, and they typically have larger apertures, hence more control over depth of field.

If you are looking to purchase a camera and would like some advice, the answer is always relative to your budget. I recommend the following websites for in-depth and up to date reviews of cameras and other photo equipment:

- <http://www.dpreview.com>
- <http://www.luminous-landscape.com/reviews/>
- <http://www.imaging-resource.com>

If you don't have an adequate camera, and don't have plans on an immediate purchase, don't panic. OCC has several cameras to loan out to students who are enrolled in the digital photography department. These cameras are a mix of SLRs (Nikon and Canon). There's not enough cameras for everybody, so each camera is checked out on a first come, first serve basis. Note that we also have several different lenses and tripods available for

# Course Outline



Advanced Digital Photography

checkout. You will need to provide proof of enrollment in a class to check equipment out.

If we loan you a camera, you are financially responsible for it while it's in your care. If you lose or damage the camera, you'll need to pay us to fix or replace it. If you don't, then you won't receive a grade in the course, and you may be subject to college judicial proceedings. So do take care of your camera!

## TO CHECK OUT A CAMERA

Contact Jessica Dietz, the Digital Parapro at 248-246-2471 on in-person at room D205. (Her office is across the hall from the digital lab.) Photo equipment is available for checkout overnight Monday through Wednesday, and over the weekend from Thursday through Monday. Cameras should be returned by 5pm the day they are due. Contact Jessica if you have any issues returning the camera by the due date.

## Computers & Software

In this course we utilize Adobe Photoshop CS6, which is installed on all the stations in the digital lab. Students have access to the lab Monday through Thursday 10am to approx. 9:30pm, Friday 10am to 5pm and Saturday 9am to 1pm. Students are encouraged to purchase the software for use at home, but it is not required. However, if you do want to purchase any Adobe software, including but not limited to Photoshop CS6, note that you can receive an education discount by purchasing through the OCC student store, AcademicSuperstore.com or Adobe.com. You will need to provide a photo ID and proof of enrollment to qualify for the Educational Pricing.

## Other Resources

The class book has a DVD with video tutorials on it which supplement topics covered in class. There are also other tutorials, helpful handouts, and video tutorial links detailed both on the syllabus and on the class website. Take advantage of these resources!

## Class Policy & Other Details

- All the lectures and materials you receive are available online at the class website at [www.carriecosta.com/class/advanced](http://www.carriecosta.com/class/advanced). If you miss a class, you can download any materials there in PDF format.
- Office Hours are by appointment only. At least two days notice are needed to rearrange or alter my schedule to meet with you. You can contact me at [occ@carriecosta.com](mailto:occ@carriecosta.com).
- All projects must be presented for critique on the date specified in a clear protective sleeve. (Several prints may go into one sleeve.)
- Changes to the class may be made as circumstances require. Changes will be announced in class and posted online via the class website.

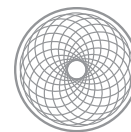
## Originality, Collaboration, & Borrowing

Many of you have taken extraordinary photographs in your lives. Some of these photographs may perfectly and beautifully satisfy the requirements of an assignment. Nevertheless, in the interests of fairness and continued learning, we expect your submissions for each assignment to be photographs taken by you specifically for this course. You are encouraged to discuss assignments with friends, but you are expected to take your own photographs. For one or two of the assignments we may permit borrowing of imagery from your previous shoots and/or the internet; we'll let you know about these specifically.

## The Honor Code

Every year, a few students in OCC classes are caught sharing assignments or submitting assignments that have been downloaded from the internet. Aside from being unfair to your fellow students, these are violations of OCC's Photography Department's Honor Code. In keeping with the Honor Code, we don't go looking for these violations, but image-based image search tools are getting better every year, and the Internet is deeply and ubiquitously cached. Thus, copied images are relatively

# Course Outline



Advanced Digital Photography

easy to detect. If we find a violation, we will prosecute it, and the penalties are real and severe. If you have any doubt about whether a form of collaboration or borrowing is permitted, just ask.

## Grading Policies

- Attendance will be taken in each section meeting. One unexcused absence will be allowed. Beyond this, each unexcused absence will subtract 2% from your grade for the course. Incomplete grades are only issued for extreme circumstances which are documented.
- Late assignments will be penalized by 20% of the grade for that assignment per week that they are late. Exceptions to this late policy will be made only in the case of a necessary trip approved in advance by the instructor, or severe illness.
- Students may redo and resubmit any Project with an unsatisfactory grade within one week of receiving the work back. This only applies to work that was originally submitted on time.
- **To resubmit work for a better grade**
  - Submit the original work with the original graded report sheet, plus the revised work both digitally and printed.

## Grading Weights

- Projects --- 60%
- Homework (Weekly Photo Shoots) --- 15%
- Final Series Project --- 20%
- Final Exam --- 5%

## Grading Scale

Percentage	Grade
100% to 95%	A
94% to 90%	A-
89% to 86%	B+
85% to 82%	B

81% to 80%	B-
79% to 76%	C+
75% to 73%	C
72% to 70%	C-
69% to 66%	D+
65% to 63%	D
62% to 60%	D-
59% and under	F

## ADA Notification

Students requiring special assistance (including those affected by Americans with Disabilities Act) should contact the PASS office, which will inform the instructor of any special conditions pertaining to their learning.

## Family Education Rights & Privacy (FERPA):

No information regarding a student's grades or class standing will be given out over the phone or via email. All interactions of said nature will be restricted to discussions between the instructor and the student.