

FINAL EXAM

BEGINNING DIGITAL PHOTOGRAPHY | INSTRUCTOR CARRIE ACOSTA

Name: _____

42 total pts. possible, ____ pts. earned

FILL IN THE BLANKS

14 pts possible.

1. A _____ file format is an example of lossy compression (loses quality).
2. A _____ file format is an example of lossless compression.
3. The f-stop is a measurement of the _____ setting.
4. To save a temporary state in the history palette, you save a temporary state called a _____.
5. The _____ tool allows you to make a selection one point at a time, like connect the dots.
6. The PPI resolution setting of an image describes how many _____ are in the photo.
7. The pixel dimensions of a 4" x 5" file at 300 ppi is w _____ x h _____.
8. The distance range in which objects appear in sharp focus is called the _____.
9. To set the length of time of your exposure, adjust your _____ setting.
10. If you want to take a picture with a very large depth-of-field, your f-stop could be set to approximately _____.
11. Lightroom editing is non-destructive because the adjustments to the photos are stored in the Lightroom _____, and are not permanently applied to the photo unless you export it.
12. RGB is a color mode made for display with light, such as a computer monitor. The _____ color profile represents the average color space of all monitors.
13. A _____ allows you to edit the visibility of a layer, without the adjustments being permanent.
14. To hide part of a layer with a layer mask, paint with _____.

ESSAY

Remember to answer ALL parts of each question. 28 pts. possible.

15. What is the difference between the pixel dimensions of an image and the resolution setting? (1 pt.)

16. A) In Lightroom, explain what adjustment settings you would use to brighten a photo that is too dark in the shadows areas. (1 pt.)

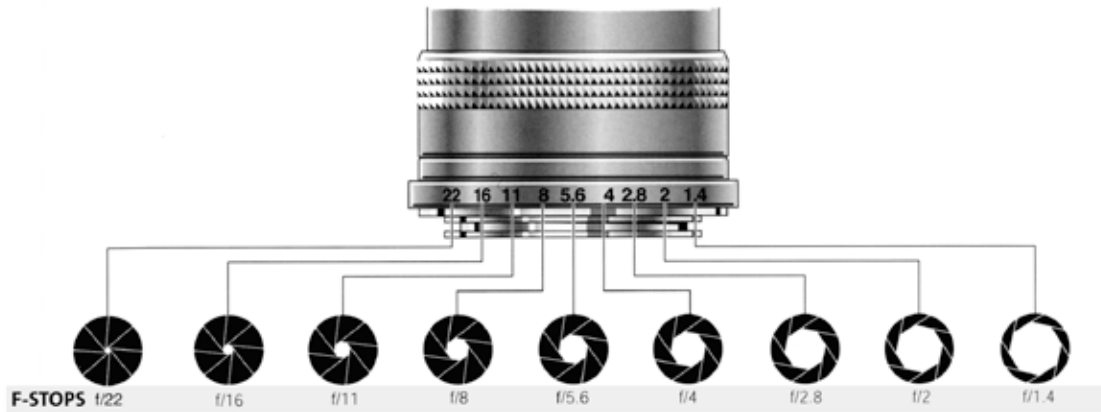
B) What setting would you adjust to correct the color temperature? (1 pt.)

17. Describe the Rule of Thirds and how it helps a composition. You can sketch a drawing, but please explain with words. (2 pts.)

18. Explain the difference between how the Healing tool and the Clone Stamp tool function. (2 pts.)

19. A) Explain how your f-stop setting effects the depth of field in your photo. (1 pt.)

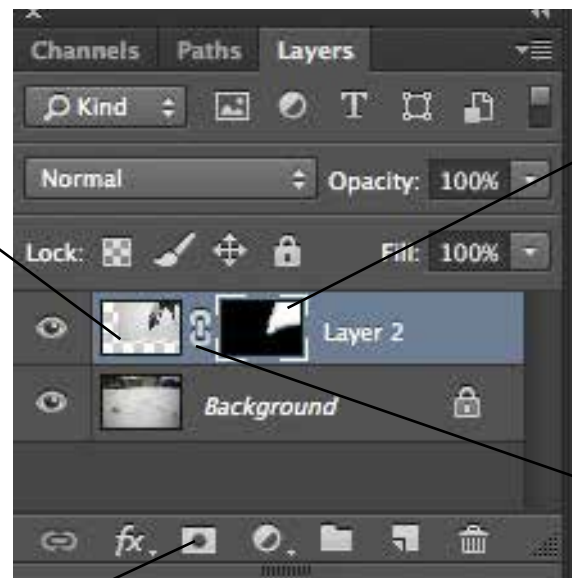
B) What results might you expect from a photo taken at f/1.4, f/5.6, and f/22? Use the chart. (3 pts.)



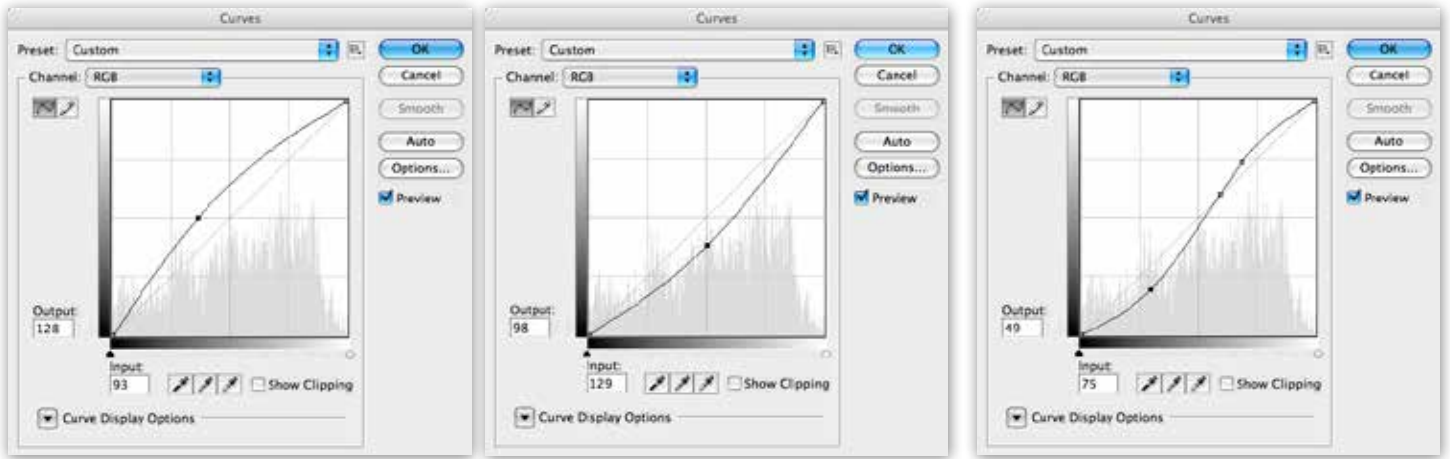
20. A) Identify the following marked items on the layer palette (4 pts.)

B) Why would you use a layer mask? (1 pt.)

C) What tools do you use to edit a layer mask? (1 pt.)



21. Describe the effects that each curve adjustment would have based on the points and shape of the curve. (3pts.)



22. A) What is the Adjustment Brush in Lightroom and how is it used? (2 pts.)

B) Explain the advantages of using an the Adjustment Brush instead of a global adjustment to the image. (2 pts.)

C) What is the main advantage of using the Adjustment Brush over an Adjustment Layer in Photoshop? (1 pts.)

23. A) What was your favorite assignment this semester and why? (2pts)

B) In what area do you feel you have improved the most? (1 pts.)